

# INSECTA MUNDI

A Journal of World Insect Systematics

---

0256

Additions to the genus *Goera* Stephens (Trichoptera, Goeridae)  
from Southeast Asia

Brian J. Armitage and Tatiana I. Arefina-Armitage

Trichoptera, Inc.

P.O. Box 21039

Columbus, Ohio 43221-0039 U.S.A.

tobikera89@gmail.com

Date of Issue: October 26, 2012

Brian J. Armitage and Tatiana I. Arefina-Armitage  
Additions to the genus *Goera* Stephens (Trichoptera, Goeridae) from Southeast Asia  
*Insecta Mundi* 0256: 1-12

**Published in 2012 by**

Center for Systematic Entomology, Inc.  
P. O. Box 141874  
Gainesville, FL 32614-1874 U. S. A.  
<http://www.centerforsystematicentomology.org/>

**Insecta Mundi** is a journal primarily devoted to insect systematics, but articles can be published on any non-marine arthropod. Topics considered for publication include systematics, taxonomy, nomenclature, checklists, faunal works, and natural history. **Insecta Mundi** will not consider works in the applied sciences (i.e. medical entomology, pest control research, etc.), and no longer publishes book reviews or editorials. **Insecta Mundi** publishes original research or discoveries in an inexpensive and timely manner, distributing them free via open access on the internet on the date of publication.

**Insecta Mundi** is referenced or abstracted by several sources including the Zoological Record, CAB Abstracts, etc. **Insecta Mundi** is published irregularly throughout the year, with completed manuscripts assigned an individual number. Manuscripts must be peer reviewed prior to submission, after which they are reviewed by the editorial board to ensure quality. One author of each submitted manuscript must be a current member of the Center for Systematic Entomology. Manuscript preparation guidelines are available at the CSE website.

**Managing editor:** Paul E. Skelley, e-mail: [insectamundi@gmail.com](mailto:insectamundi@gmail.com)

**Production editors:** Michael C. Thomas, Brian J. Armitage, and Ian Stocks

**Editorial board:** J. H. Frank, M. J. Paulsen

**Subject editors:** G.B. Edwards, J. Eger, A. Rasmussen, F. Shockley, G. Steck, Ian Stocks, A. Van Pelt, J. Zaspel

**Spanish editors:** Julieta Brambila, Angélico Asenjo

**Printed copies (ISSN 0749-6737) deposited in libraries of:**

CSIRO, Canberra, ACT, Australia  
Museu de Zoologia, São Paulo, Brazil  
Agriculture and Agrifood Canada, Ottawa, ON, Canada  
The Natural History Museum, London, Great Britain  
Muzeum i Instytut Zoologiczny PAN, Warsaw, Poland  
National Taiwan University, Taipei, Taiwan  
California Academy of Sciences, San Francisco, CA, USA  
Florida Department of Agriculture and Consumer Services, Gainesville, FL, USA  
Field Museum of Natural History, Chicago, IL, USA  
National Museum of Natural History, Smithsonian Institution, Washington, DC, USA  
Zoological Institute of Russian Academy of Sciences, Saint-Petersburg, Russia

**Electronic copies (On-Line ISSN 1942-1354, CDROM ISSN 1942-1362) in PDF format:**

Printed CD mailed to all members at end of year.

Florida Virtual Campus: <http://purl.fcla.edu/fcla/insectamundi>

University of Nebraska-Lincoln, Digital Commons: <http://digitalcommons.unl.edu/insectamundi/>

Goethe-Universität, Frankfurt am Main: <http://edocs.ub.uni-frankfurt.de/volltexte/2010/14363/>

**Author instructions** available on the *Insecta Mundi* page at:

<http://www.centerforsystematicentomology.org/insectamundi/>

Copyright held by the author(s). This is an open access article distributed under the terms of the Creative Commons, Attribution Non-Commercial License, which permits unrestricted non-commercial use, distribution, and reproduction in any medium, provided the original author(s) and source are credited. <http://creativecommons.org/licenses/by-nc/3.0/>

---

---

Additions to the genus *Goera* Stephens (Trichoptera, Goeridae) from Southeast Asia

Brian J. Armitage and Tatiana I. Arefina-Armitage  
Trichoptera, Inc.  
P.O. Box 21039  
Columbus, Ohio 43221-0039 U.S.A.  
tobikera89@gmail.com

**Abstract.** Two new species of *Goera*, *G. zwicki* and *G. nozakii* (Trichoptera, Goeridae), from the Philippines and one new species, *G. meyi*, from Vietnam are described and illustrated herein. In addition, type specimens of *G. disparilis* Banks, *G. octospina* Banks, *G. tagalica* Banks, and *G. uniformis* Banks are illustrated. All species of *Goera* known from both the Philippines and Vietnam are listed.

**Key words:** Caddisfly, Trichoptera, *Goera*, new species, Philippines, Vietnam

### Introduction

Nine species of the genus *Goera* Stephens 1829 (Trichoptera, Goeridae) are known from the Philippines archipelago. Ulmer described the first, *Goera longispina* in 1907, and subsequently, *G. impar* in 1930. Banks described three species: *G. octospina* (1920), *G. tagalica* (1931), and *G. disparilis* (1937). Mey added two species by describing *G. siccana* and *G. mindanensis* in 1998. Finally, Malicky and Chantaramongkol (1992) and Malicky (2009) described *G. rolandmuelleri* and *G. jesbak*, respectively.

Eleven species of the genus *Goera* are known from Vietnam (Armitage and Arefina 2003; Armitage et al. 2005; Mey, 2005; Malicky 2010). Six species have been described from Vietnam: *G. fimbriata* Navás 1932, *G. tricaesima* Malicky 1995, *G. monticolaria* Mey 1997, *G. galli* Armitage and Arefina 2003, *G. hubleyi* Armitage and Arefina 2003, and *G. schefferae* Armitage and Arefina 2003; and, an additional 5 species have been recorded from Vietnam: *G. fissa* Ulmer 1926 (as *G. altofissura* Hwang 1957 in Armitage and Arefina 2003), *G. mandana* Mosely 1938, and *G. arcuata* Yang and Armitage 1996 (Armitage and Arefina 2003); *G. kawamotonis* Kobayashi 1987 and *G. uniformis* Banks 1931 (as *G. tarumana* Malicky 1978 in Armitage and Arefina-Armitage 2009).

We were kindly provided material by Dr. Takao Nozaki, which originally was collected in the Philippines by Dr. Andreas Zwick in 1995 and 1996. Examination of this material revealed 3 species of *Goera*: 2 new species (*G. zwicki* and *G. nozakii*), and *G. jesbak*. Additional material on loan from the Smithsonian (NMNH) contained another male of *G. nozakii*, which is included herein as a paratype. Among a collection from Vietnam provided to us by Dr. Wolfram Mey of the Museum für Naturkunde der Humboldt-Universität zu Berlin (MNH) was another new species, *G. meyi*.

During the course of studying this genus in Southeast Asia, we borrowed the Banks types of *G. disparilis*, *G. octospina*, *G. tagalica*, and *G. uniformis* from the Museum of Comparative Zoology (MCZ), Harvard University, Massachusetts. We include new illustrations for these species, as well as for our specimen of *G. jesbak*.

### Materials and Methods

All new material examined was preserved in ethanol, except for 1 male of *G. octospina* which was pinned. Type specimens borrowed from the MCZ were pinned. Specimens were cleared in 10% KOH

and subsequently examined under a stereomicroscope. Drawings were first penciled using a drawing tube, and later inked by hand. Terminology for genitalia follows that used by Yang and Armitage (1996). Holotypes of the Philippine species are deposited in the Smithsonian Institution Entomology Collection (NMNH). The holotype male of *Goera meyi* is deposited in the Museum für Naturkunde der Humboldt-Universität zu Berlin (MNHB).

***Goera zwicki* sp. n.**

Fig. 1

**Diagnosis.** This species shares some similarities with *Goera longispina* Ulmer 1907 from the Philippines in the shape the recumbent segment IX having a well developed lateral portion and very narrow ventral part; also in the positioning and length of the ventrolateral processes of tergum X. They differ by the shape of the distal segment of the inferior appendage, which is more recumbent and extended in *G. zwicki* and somewhat quadrate and upright in *G. longispina*; by the morphology of the processes of sternite VI, which are more developed in *G. longispina*; and, by the shape of the phallus, which is longer and narrower in *G. zwicki*.

**Description.** Color yellow-brown in alcohol. Length of forewing: 8.0 mm. Sternite VI with a central spatula-like process and 3 or 4 lateral spine-like processes. Sternite V with a short triangular process.

*Male genitalia* (Fig. 1): Segment IX long, recumbent in lateral view, with ventral part narrow in ventral view. Ventrolateral processes of tergum X very long, extending slightly beyond inferior appendages, sinusoid distally in lateral view and pincer-like in dorsal view. Median dorsal process of tergum X absent. Preanal appendages digitate. Basal segment of inferior appendage nearly twice as short dorsally than ventrally. Distal segment of inferior appendage with broad basal portion developed posterodorsally into short triangular lobe partially fused with mesal process. Mesal process digitate and bent posteroventrad in lateral view; broadly-triangular in ventral view. Phallic apparatus long, nearly straight in lateral view, constricted behind apical, membranous portion.

**Material Examined.** Holotype male: **Philippines**, Palawan, Narra, old Cu-Mine, 170 m, 14 March 1996, A. Zwick (NMNH).

**Etymology.** This species is named for Dr. Andreas Zwick, Curator of Lepidoptera at the State Museum of Natural History, Stuttgart, Germany, and the collector of the specimen.

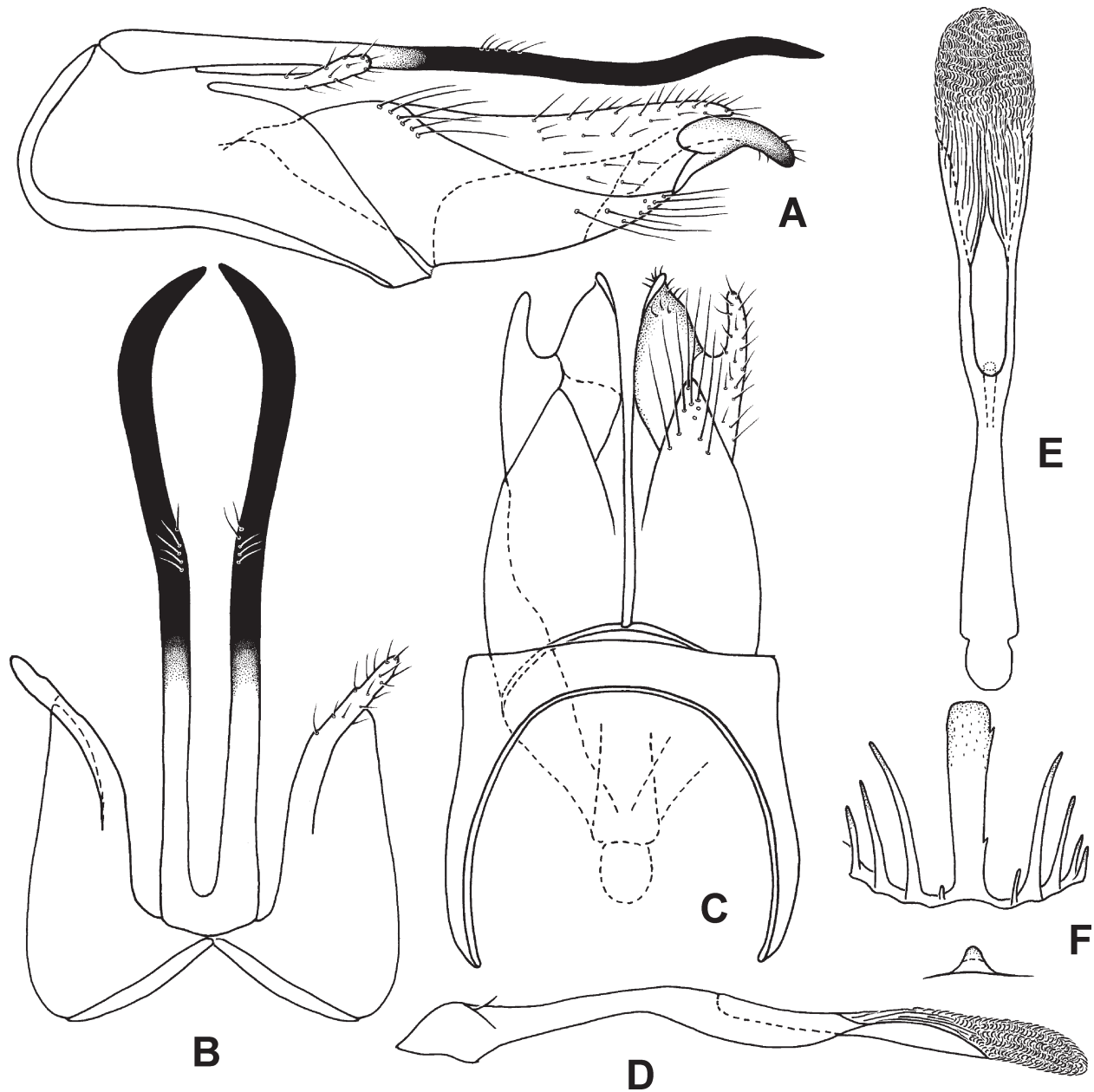
***Goera nozakii* sp. n.**

Fig. 2

**Diagnosis.** The new species is most similar to *G. jesbak* Malicky in the shape of the short, nearly vertical segment IX with narrow ventral portion, and in the short, spine-like ventrolateral processes of tergum X. It differs by the shapes of the distal segment and mesal process of the inferior appendage. It can also be distinguished by the absence of clearly defined spicules on the apical membranous portion of the phallus, easily observed in *G. jesbak*.

**Description.** Color yellow-brown in alcohol. Length of forewing: 8.6-8.9 mm (n=2). Sternite VI with a central spatula-like process having a truncate apex and 4 lateral spine-like processes on each side. No process on sternite V.

*Male genitalia* (Fig. 2). Segment IX short, nearly vertical in lateral view, with narrow ventral part in ventral view. Ventrolateral processes of tergum X short, not extending beyond inferior appendage, straight and tapered. Median dorsal process of tergum X absent. Preanal appendages short, digitate. Basal segment of inferior appendage quadrate, slightly recumbent in lateral view. Distal segment of inferior appendage short, nearly triangular in lateral view; mesal process elongate, digitate, bent slightly posteroventrad in lateral view, straight in ventral view. Phallic apparatus slightly bent

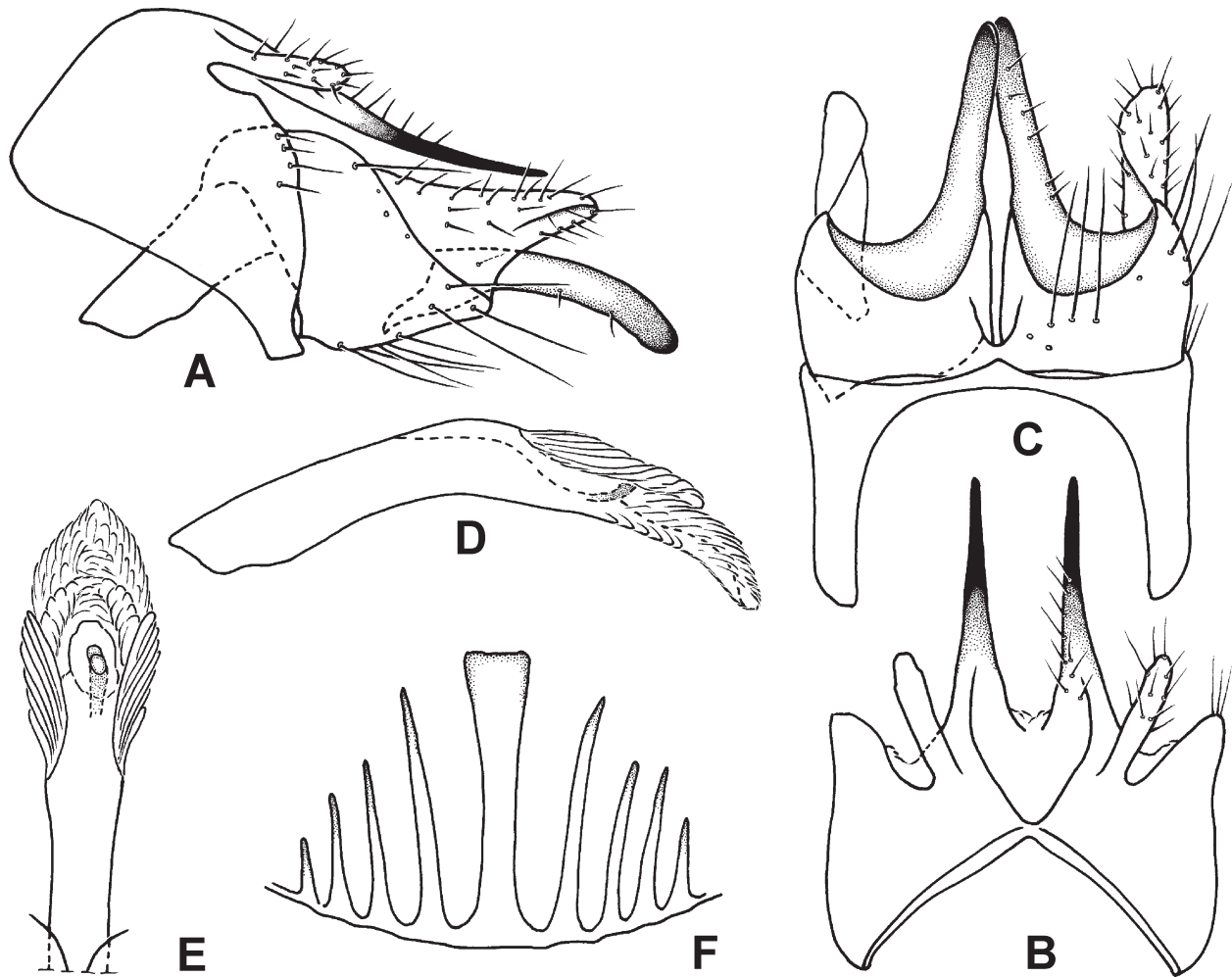


**Figure 1.** *Goera zwicki* sp. n., male genitalia. A) Lateral; B) Dorsal; C) Ventral; D) Phallic apparatus, lateral; E) Phallic apparatus, dorsal; F) Processes of sternite V and VI, ventral.

ventrad medially in lateral view, membranous apical portion about one-third length of entire phallus and appears to have grooved surface.

**Material Examined.** **Holotype** male: **Philippines**, Palawan, Salakot Falls, road, 300 m, 19 March 1996, light, A. Zwick (NMNH). **Paratype:** 1 male, **Philippines**, Palawan, Macagua R., 12 km SW Brooke's Pt., 20 December 1965, D. R. Davis (NMNH).

**Etymology.** This species is named for Dr. Takao Nozaki in recognition of his many contributions to the study of caddisflies.



**Figure 2.** *Goera nozakii* sp. n., male genitalia. A) Lateral; B) Dorsal; C) Ventral; D) Phallic apparatus, lateral; E) Phallic apparatus, dorsal; F) Process of sternum VI, ventral.

***Goera meyi* sp. n.**

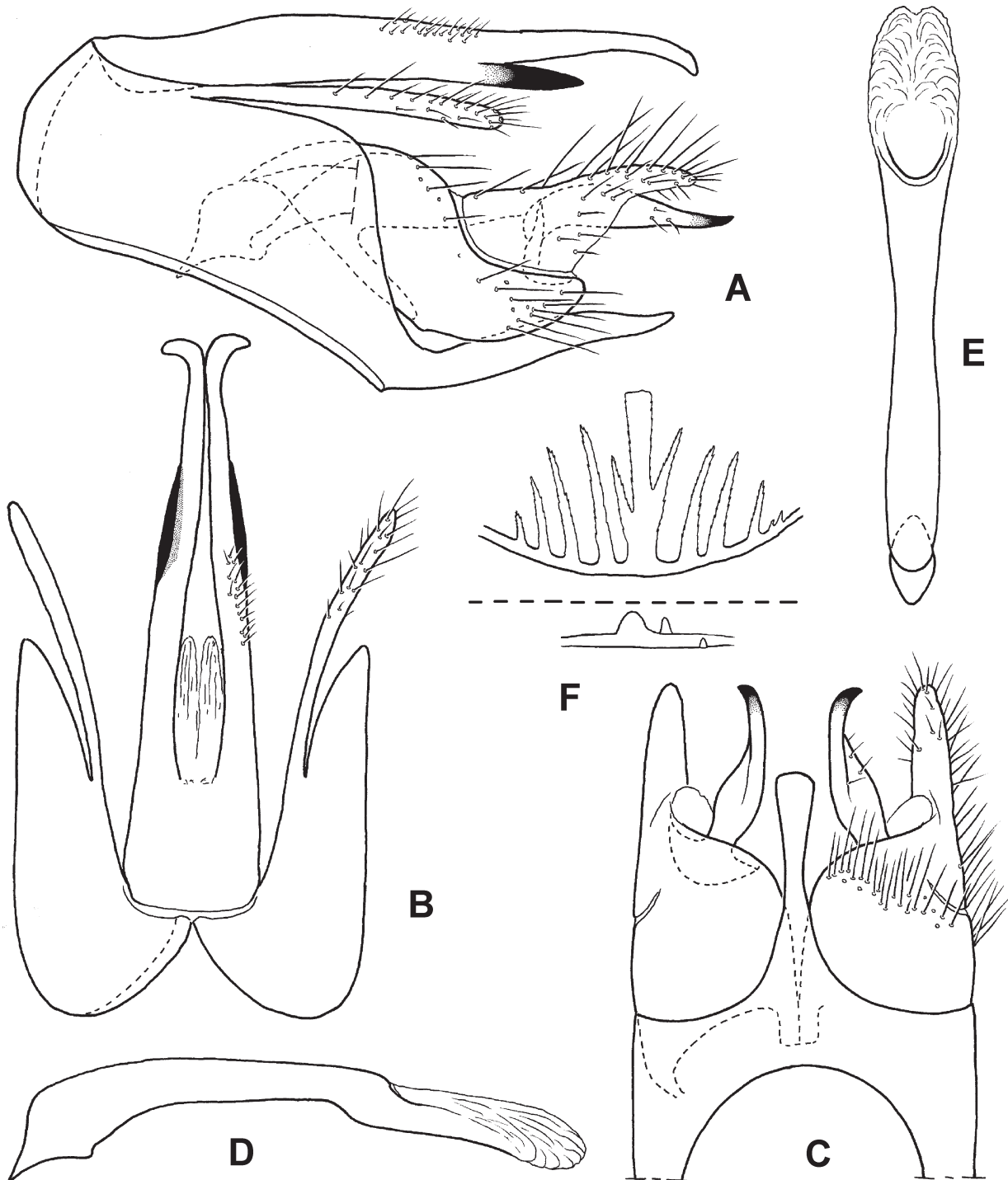
Fig. 3

**Diagnosis.** The new species belongs to the *G. fissa* Group and within the group it most closely resembles *G. schefterae* Armitage and Arefina in the shape of the ventrolateral processes of tergum X in dorsal view. However, tergum X in *G. schefterae* bears a mesolateral spur that is short, whereas a longer spur in *G. meyi* is positioned ventrolaterally. In addition, the ventromesal lobe of segment IX in ventral view is apically tapered in *G. schefterae* and long and spatulate in *G. meyi*.

**Description.** Color light brown in alcohol. Length of forewing: 8.5 mm. Sternite VI with a central spatula-like process fused at base with 2 lateral spine-like processes, additional 3-4 lateral spine-like processes on each side. Sternite V with short triangular process.

**Male genitalia** (Fig. 3). Segment IX recumbent in lateral view, with ventral part narrowed and terminating in long, apically tapered ventromesal lobe nearly as long as half of main body of segment IX; in ventral view ventromesal lobe spatulate apically. Ventrolateral process of tergum X long, slender; in lateral view extended posteriorly as far as inferior appendage; in dorsal view apical portion bent outward, apex blunt; bearing spur arising at ventrolateral position near midpoint of process and directed posterad. Median process of tergum X lacking. Preanal appendages long, slender. Basal

segment of inferior appendage recumbent, about two times as long as tall. Distal segment nearly triangular in lateral view, apex slightly bent downward; mesal process straight with acute apex directed posterad; in ventral view apex slightly bent outward. Phallic apparatus elongate, tubular, gently curved ventrad in lateral view, slightly enlarged apically.



**Figure 3.** *Goera meyi* sp. n., male genitalia. A) Lateral; B) Dorsal; C) Ventral; D) Phallic apparatus, lateral; E) Phallic apparatus, dorsal; F) Processes of sternum V and VI, ventral.

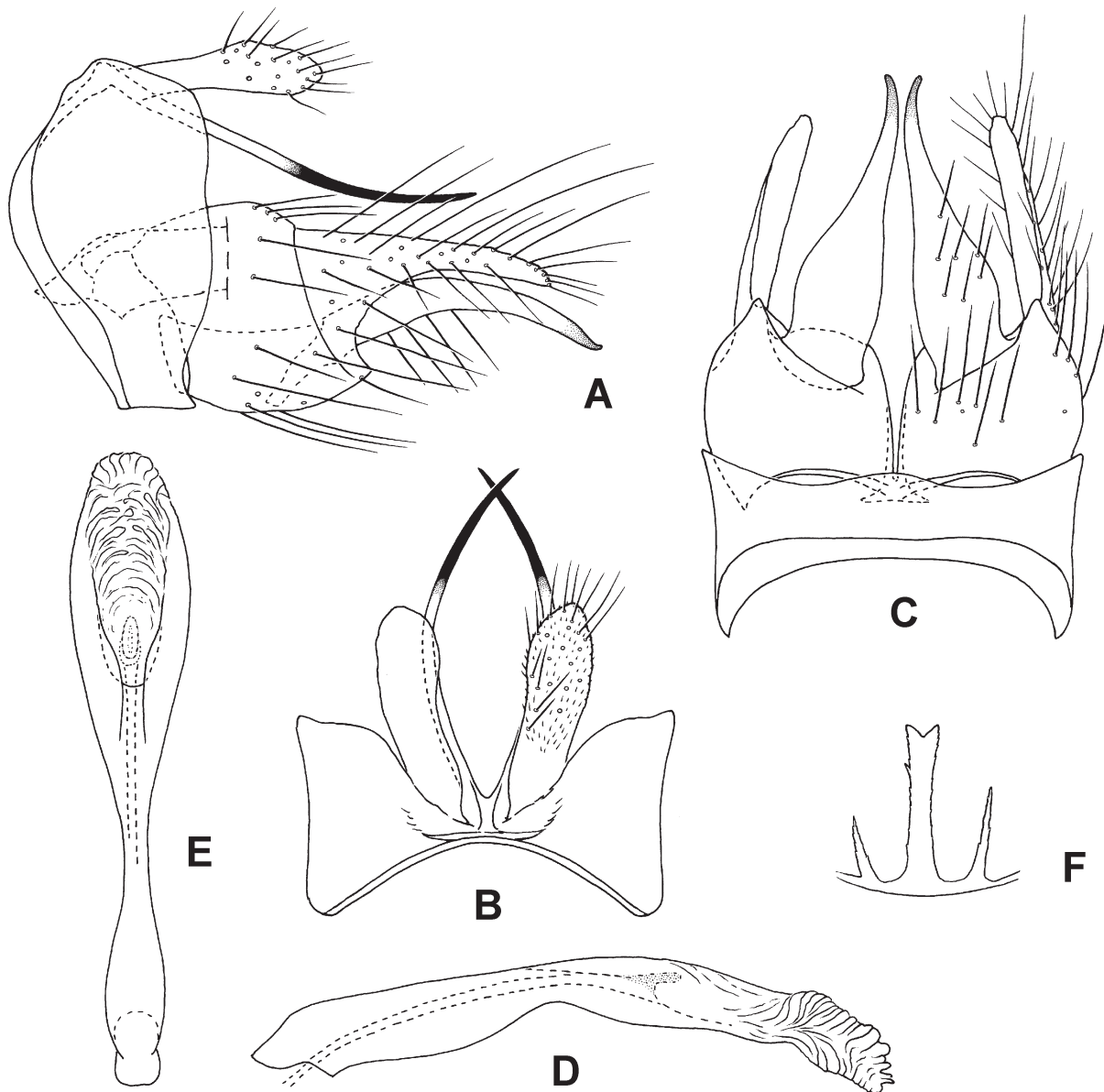
**Material Examined.** Holotype male: Vietnam, Quang Nam Province, Plato Tay Nguyen, Mt. Ngoc Linh, 900-1400 m, 15°02'N, 107°59'E, 10-25 August 1996, V. V. Siniayev, E. P. Afonin, leg. A. Schintlmeister (MNHB).

**Etymology.** This species is named for Dr. Wolfram Mey as a tribute to his past scholarly work on the genus *Goera* in particular, and the order Trichoptera in general.

*Goera disparilis* Banks 1937

Fig. 4

**Material examined.** Philippines, Mindanao, Davao Province, Mount Apo, Batraeyon, altitude 8,000 feet, 14 September [year unknown], C. F. Clagg, holotype male (MCZ 22048).



**Figure 4.** *Goera disparilis* Banks, male genitalia. A) Lateral; B) Dorsal; C) Ventral; D) Phallic apparatus, lateral; E) Phallic apparatus, dorsal; F) Process of sternum VI, ventral.



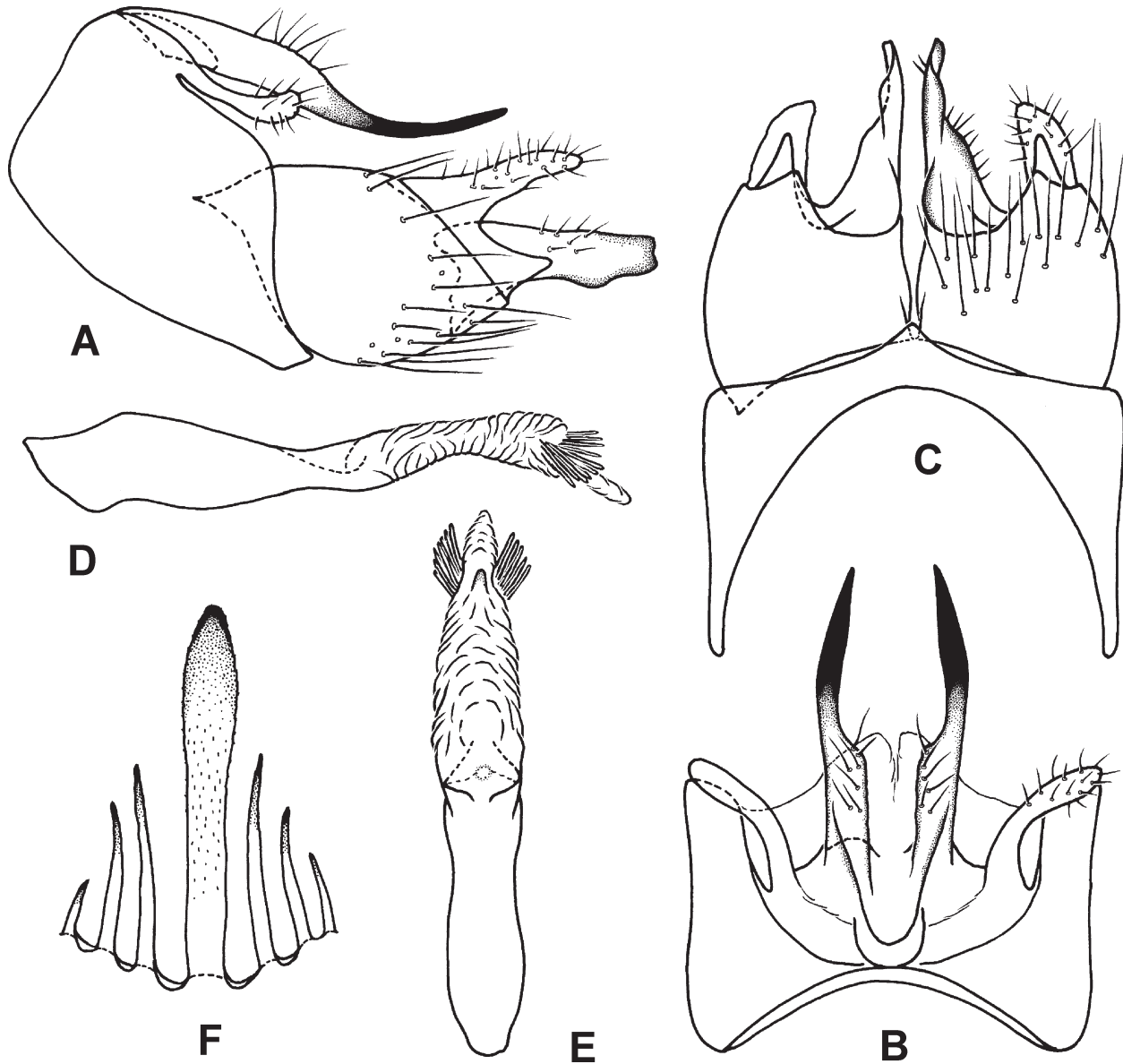
**Distribution.** Philippines.

*Goera jesbak* Malicky 2009

Fig. 5

**Material examined.** Philippines, Palawan, Estrella Falls, 3 March 1995, A. Zwick, 1 male; Port Barton, great fall, 13 March 1995, A. Zwick, 1 male; Salakot Falls, road (300 m), 19 March 1996, light, A. Zwick, 4 males.

**Distribution.** Philippines.



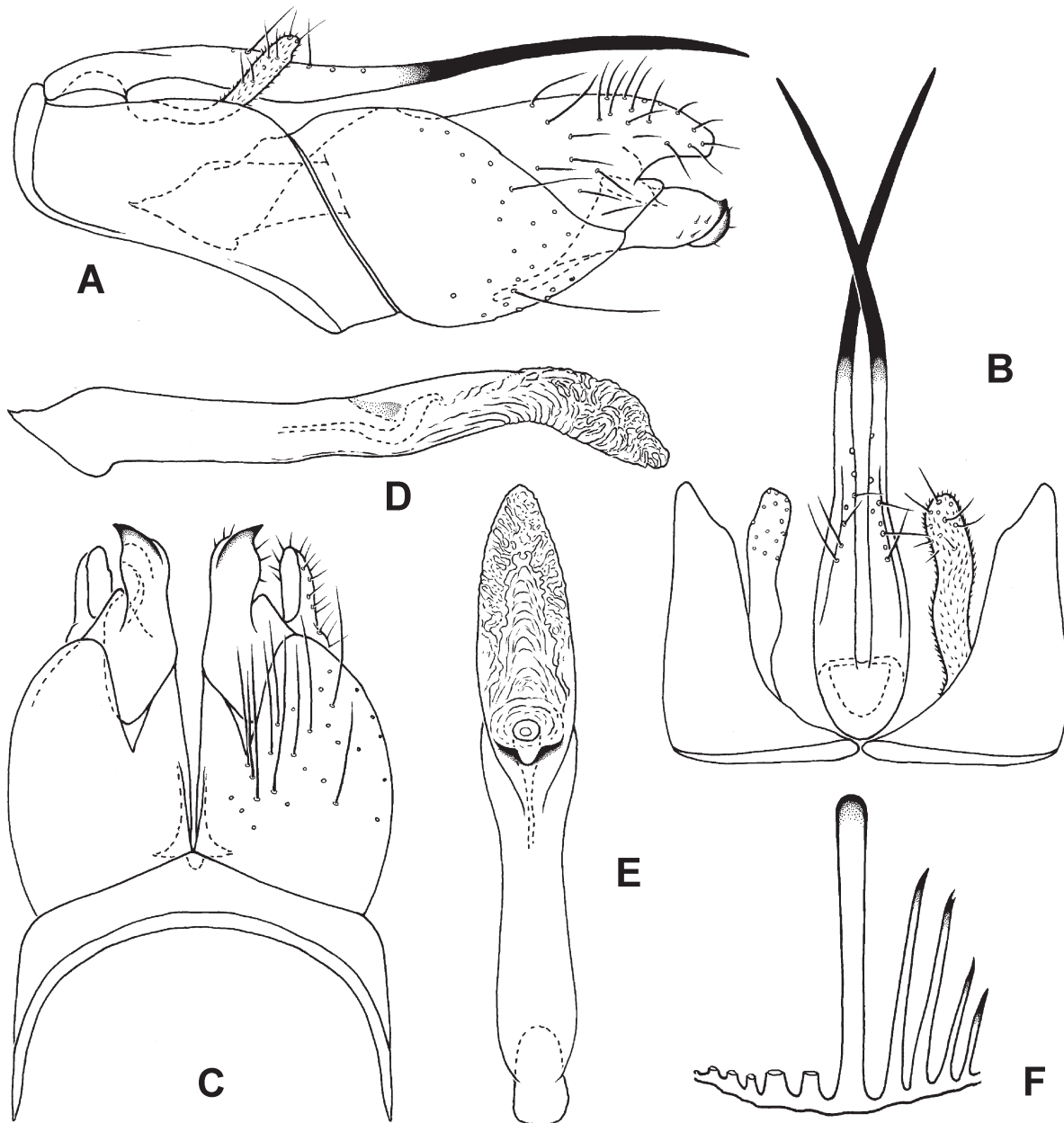
**Figure 5.** *Goera jesbak* Malicky, male genitalia. A) Lateral; B) Dorsal; C) Ventral; D) Phallic apparatus, lateral; E) Phallic apparatus, dorsal; F) Process of sternum VI, ventral.

*Goera octospina* Banks 1920

Fig. 6

**Material examined.** Philippines, Luzon, Nueva Vizcaya, Imugin, C. F. Baker, holotype male (MCZ 10883); Luzon, Mountain Province, Chatol, 15 km SE Bontoc, 17°02'N, 121°03'E, cloud forest, 1600 m, 24 September 1988, K. Cerny, A. Schintlmeister, 1 male (MNHB).

**Remarks.** During the examination of the type specimen, we noted the similarity of the male genitalia of *G. octospina* with the type of *G. longispina*, as illustrated by Jacquemart (1966) and Malicky (2009). We suspect that *G. octospina* is a junior synonym of *G. longispina*. However, we were not able



**Figure 6.** *Goera octospina* Banks, male genitalia. A) Lateral; B) Dorsal; C) Ventral; D) Phallic apparatus, lateral; E) Phallic apparatus, dorsal; F) Process of sternum VI, ventral.

to get the type material of *G. longispina* to confirm this. We were informed by a curator at the Royal Belgian Institute of Natural Sciences that the type is currently missing. Thus, we hesitate to formalize this synonymy.

**Distribution.** Philippines.

*Goera tagalica* Banks 1931

Fig. 7

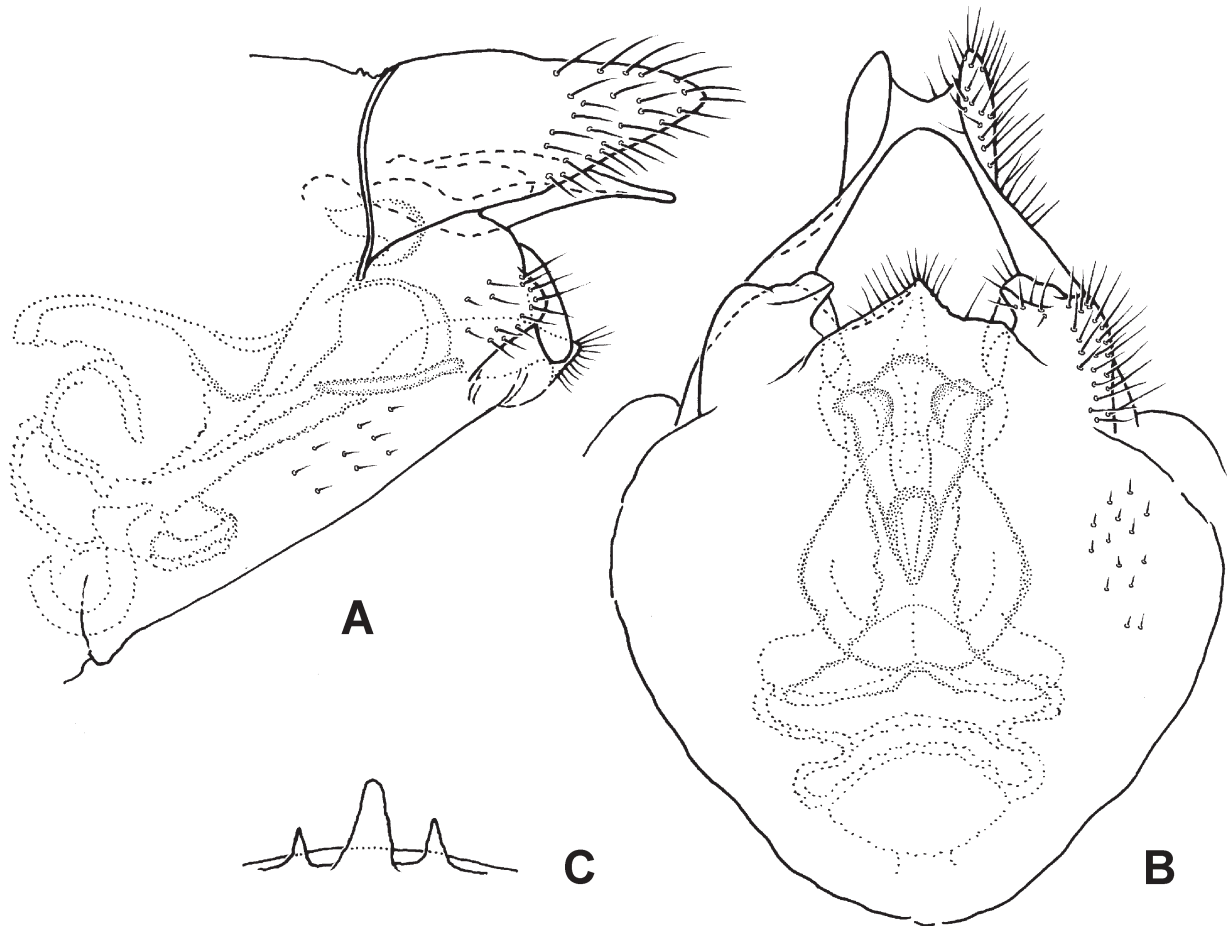
**Material examined.** Philippines, Luzon, Mt. Makiling, Baker, holotype female (MCZ 16417).

**Distribution.** Philippines.

*Goera uniformis* Banks 1931

Fig. 8

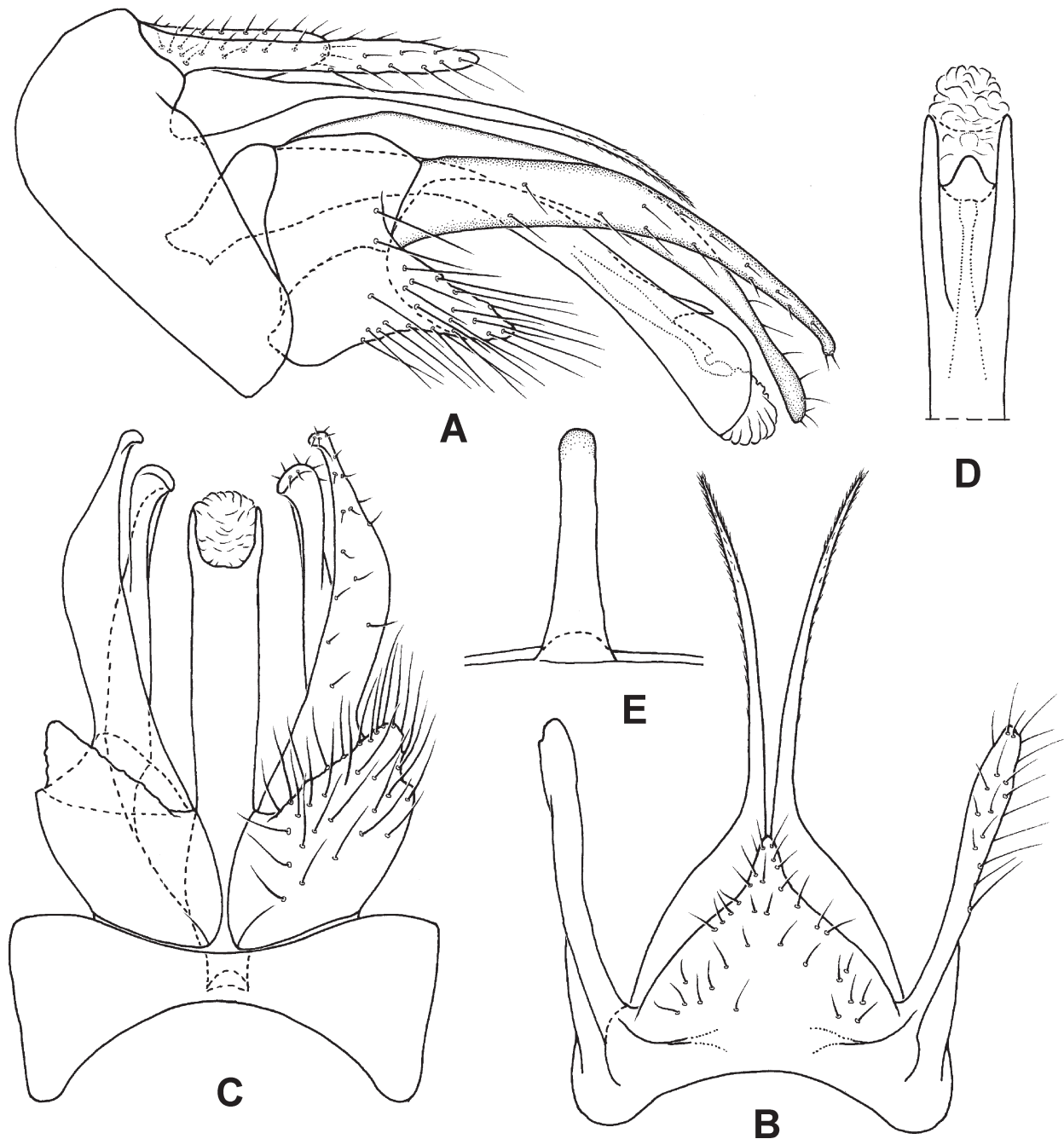
**Material examined.** Thailand, "Siam, Trang, 24 April 1924, I.H.N. Evans, male holotype (MCZ 16470); Vietnam, Gia Lai Province, An Khe District, Azun River, Tram Lap, 3 km NE forestry building, UV light, 21 June 1996, D. Currie, J. Swann, 1 male (ROM 961076).



**Figure 7.** *Goera tagalica* Banks, female genitalia. A) Lateral; B) Ventral; C) Process of sternum VI, ventral.

**Distribution.** Indonesia (Sumatra), Malaysia, Thailand, Vietnam (Gia Lai).

**Remarks.** Armitage and Arefina-Armitage (2009) recorded *G. tarumana* from Vietnam for the first time. During the course of the current study, we noted that the type of *G. uniformis* was identical to *G. tarumana*. This supports the proposed synonymy of these species, which will be presented in the near future (H. Malicky, personal communication).



**Figure 8.** *Goera uniformis* Banks, male genitalia. A) Lateral; B) Dorsal; C) Ventral; D) Phallic apparatus, apical portion, dorsal; E) Process of sternum VI, ventral.

## Acknowledgments

We thank Dr. Takao Nozaki of the Kanagawa Environmental Research Center, Japan, Dr. Oliver S. Flint, Jr. of the Smithsonian Institution, USA, and Dr. Wolfram Mey of the Museum für Naturkunde der Humboldt-Universität zu Berlin, Germany, for providing us specimens for examination and description. We also thank the staff of the Museum of Comparative Zoology, Harvard University, Massachusetts, for their cooperation in the loan of certain holotypes of the genus *Goera*. We are indebted to Dr. David J. Horn, The Ohio State University, USA, for transporting the types to us. We also appreciate reviews of the manuscript by Dr. Steven C. Harris, Clarion University, USA and Dr. Hans Malicky, Lunz am See, Austria.

## Literature Cited

- Armitage, B. J., and T. I. Arefina. 2003.** The genera *Goera* Stephens and *Gastrocentrella* Ulmer (Trichoptera: Goeridae) in Vietnam. *Pan-Pacific Entomologist* 79: 100-111.
- Armitage, B. J., and T. I. Arefina-Armitage. 2009.** New country records of caddisflies (Insecta: Trichoptera) from Vietnam. *Insecta Mundi* 0068: 1-5.
- Armitage, B. J., W. Mey, T. I. Arefina, and P. W. Scheffer. 2005.** The caddisfly fauna (Insecta: Trichoptera) of Vietnam. p. 25-37. *In*: K. Tanida and A. Rossiter (eds.). *Proceedings of the 11th International Symposium on Trichoptera*. Tokai University Press; Kanagawa, Japan. 474 p.
- Banks, N. 1920.** New neuropteroid insects. *Bulletin of the Museum of Comparative Zoology* 64: 297-362.
- Banks, N. 1931.** Some Oriental neuropteroid insects. *Psyche* 38: 56-70.
- Banks, N. 1937.** Philippine neuropteroid insects. *Philippine Journal of Science* 63: 125-174, plates 1-6.
- Hwang, C-L. 1957.** Description of Chinese caddisflies (Trichoptera). *Acta Entomologica Sinica*, Peking 7(4): 373-404.
- Jacquemart, S. 1966.** Les "types" de la collection de Trichopteres de l'Institut Royal des Sciences Naturelles de Belgique (Premier Note). *Severinia crassicornis* Ulmer et *Goera longispina* Ulmer. *Bulletin de l'Institut Royal des Sciences Naturelles de Belgique*, Brussels 42(16): 1-5.
- Kobayashi, M. 1987.** Systematic study of the caddisflies from Taiwan, with descriptions of eleven new species (Trichoptera: Insecta). *Bulletin of the Kanagawa Prefectural Museum Natural Science* 17: 37-48.
- Malicky, H. 1978.** Beiträge zur kenntnis der Insektenfauna Sumatras. Teil 7: Köcherfliegen (Trichoptera) aus Sumatra und West-Neuguinea I. Rhyacophilidae, Glossosomatidae, Stenopsychidae, Goeridae. *Beiträge zur Naturkundlichen Forschung in Südwestdeutschland* 37: 159-173.
- Malicky, H. 1995.** Neue Kocherfliegen (Trichoptera, Insecta) aus Vietnam. *Linzer biologische Beiträge* 27: 851-885.
- Malicky, H. 2009.** Beitrage zur Kenntnis asiatischer Trichopteren. *Braueria* 36: 11-58.
- Malicky, H. 2010.** Atlas of Southeast Asian Trichoptera. Biology Department, Faculty of Science, Chiang Mai University; Chiang Mai, Thailand. 346 p.
- Malicky, H., and P. Chantaramongkol. 1992.** Einige *Goera* (Trichoptera, Goeridae) aus Südasien. *Entomologische Berichte Luzern* 27: 141-150.
- Mey, W. 1997.** Die Kocherfliegenfauna des Fan Si Pan-Massive in Nord Vietnam. 2. Beschreibung neuer und endemischer Arten aus der Unterordnung Integripalpia (Insecta: Trichoptera). *Entomofauna Zeitschrift für Entomologie* 18(15): 197-211.
- Mey, W. 1998.** Contribution to the knowledge of the caddisfly fauna of the Philippines, III (Insecta: Trichoptera). *Entomofauna Zeitschrift für Entomologie* 19(1): 1-32.
- Mey, W. 2005.** The Fan Si Pan Massif in North Vietnam - towards a reference locality for Trichoptera in SE Asia. p. 273-284. *In*: K. Tanida and A. Rossiter (eds.). *Proceedings of the 11th International Symposium on Trichoptera*. Tokai University Press; Kanagawa, Japan. 474 p.
- Mosely, M. E. 1938.** The Indian Caddis-flies (Trichoptera) V: Sericostomatidae McLachlan. *Journal of the Bombay Natural History Society* 40: 486-496.

- Navás, L. 1932.** *Insecta Orientalia*. Memorie della Pontifica Accademia de Science dei Nuovi Lincei, Rome 16 (2): 913-956.
- Stephens, J. F. 1829.** A systematic catalogue of British insects: being an attempt to arrange all the hitherto discovered indigenous insects in accordance with their natural affinities. Containing also the references to every English writer on entomology, and to the principal foreign authors. With all the published British genera to the present time. Part 1. *Insecta Mandibulata*. Baldwin and Cradock; London. 852 p. [Trichoptera pages 316-323]
- Ulmer, G. 1907.** Neue Trichopteren. Notes from the Leyden Museum 29: 1-53.
- Ulmer, G. 1926.** Beiträge zur Fauna sinica III. Trichopteren und Ephemeropteren. Archiv für Naturgeschichte, Abteilung A 91: 19-110.
- Ulmer, G. 1930.** Trichopteren von den Philippinen und von den Sunda-Inseln. *Treubia* 11: 373-498.
- Yang, L., and B. J. Armitage. 1996.** The genus *Goera* (Trichoptera: Goeridae) in China. Proceedings of the Entomological Society of Washington 98: 551-569.

Received August 31, 2012; Accepted October 12, 2012.