


# TAP Sampling for Asian Citrus Psyllid (ACP) Field Sheet<sup>1</sup>

Monitoring ACP populations is an important tool in the integrated management of citrus greening. The most efficient way to estimate field populations of this insect is by monitoring adults. Tap sampling has proven to provide data needed to make informed decisions for managing this insect pest. Other pest and beneficial insects and mites may fall on the sheet and can also be counted. We recommend 10 tap samples in each of the 10 locations per block, 5 on the periphery and 5 in the interior. ACP tends to accumulate on the block periphery, which therefore may require more frequent sprays.

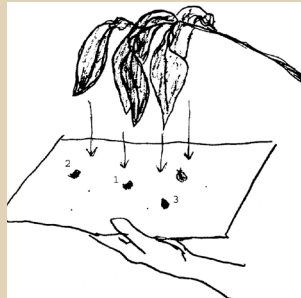
## How to Sample




1. Place back side of this laminated sheet 1 foot under the branch to be sampled.



2. Tap the selected branch sharply with a PVC pipe or stick 3 times.



3. Quickly count the insects (beneficials and pests) that fall onto the sheet. Pay special attention to ACP.



4. Write the number of insects from each sample on a datasheet for later reference and entry onto a spreadsheet.

**THERE IS NO AGREED UPON THRESHOLD FOR CONTROL OF ACP. HOWEVER, RESEARCH HAS SHOWN THAT TWO DORMANT SPRAYS FOLLOWED BY INSECTICIDE APPLICATIONS WHEN ADULTS REACH 10 PER 100 TAPS IS A VIABLE MANAGEMENT ALTERNATIVE TO MONTHLY SPRAYS FOR MATURE CITRUS TREES WITH HIGH INCIDENCE OF HLB**

## What to look for: Beneficials or Pests

### BENEFICIAL

Ladybeetles



Trash bugs



Spiders

### PEST

Asian citrus Psyllid adult



Citrus leafminer adult



*Myllocerus weevil*

### REFERENCE

Monzo, C., H. A. Arevalo, M. M. Jones, P. Vanaclocha, S. D. Croxton, J. A. Qureshi, and P. A. Stansly. 2015. Sampling methods for detection and monitoring of the Asian citrus psyllid (Hemiptera: Psyllidae). *Environ. Entomol.* 44(3):780-788; DOI: 10.1093/ee/nvv032

### PHOTO CREDITS

Asian Citrus Psyllid, *Myllocerus weevil*: H. Alejandro Arevalo  
Citrus Leaf Miner: Lyle J. Buss  
Ladybeetles, Trash bug: Phil Stansly  
Spider: Jawwad Qureshi  
Drawings by: Aimee Fraulo

1. This document is ENY-887, one of a series of the Entomology and Nematology Department, UF/IFAS Extension. Original publication date January 2016. Visit the EDIS website at <http://edis.ifas.ufl.edu>.

2. Phil Stansly, professor, Department of Entomology and Nematology, UF/IFAS Southwest Florida Research and Education Center, Immokalee, FL 34142; and Jawwad A. Qureshi, assistant professor, Department of Entomology and Nematology, UF/IFAS Indian Research and Education Center, Ft. Pierce, FL 34945.

**USE THIS GRID TO ASSIST IN COUNTING INSECTS OR MITES.**
